

# 微型齒輪減速機系列 GEARMOTOR SERIES

## 感應.可逆式馬達 Induction reversible motor



### 感應式、可逆式馬達 Induction、reversible motor

感應式馬達特徵：適用於單相或三相馬達單方向連續運轉。

可逆式馬達特徵：適用於單相馬達頻繁正逆轉操作(30分鐘額定)。

Characteristics of induction motor : Applicable to single-phase or 3-phase motor in single direction continuous operation

Characteristics of reversible motor : Applicable to single-phase motor frequently cw /ccw operation (30 minutes rating).

### 馬達一般規格 Motor general specifications

絕緣阻抗：在馬達的線圈與外殼間以DC500V高阻計測定其數值在100MΩ以上。

絕緣耐壓：在馬達的線圈與外殼間施加50Hz或60Hz、1.5KV、1分鐘無發生異常現象。

溫度上升：於馬達額定運轉後以電阻法測定，溫度上升值在80°C以下。

絕緣等級：B種(130°C)

保護等級：導線型IP20，端子盒型IP54。

使用溫度：-10°C~+50°C(電容運轉馬達-10°C~+40°C)(不結凍狀態)。

使用溼度：85%以下(不結露狀態)。

Insulation impedance : Measure with DC500V high resistance gauge between the coil and casing of motor, the reading is 100M or higher.

Insulation resistance to pressure : Apply 50Hz or 60Hz, 1.5KV between the coil and casing of motor for one minute without irregularity resulted.

Temperature rise : To specify by resistance method after motor reaches rated operation, temperature is less than 80°C

Insulation : B(130°C)

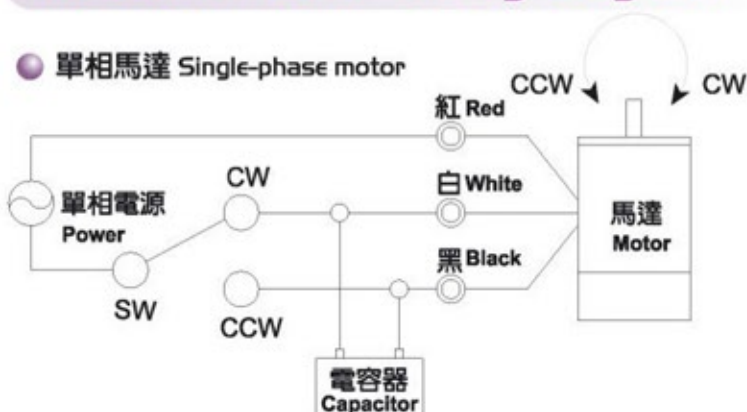
Protection : motor with conductive wire is IP20 ; motor with terminalbox is IP54

Operating temperature : -10°C~+50°C(Capacitor operation motor -10°C~+40°C) (No freezing)

Operating humidity : 85% or less(No condensation)

### 馬達接線圖 Motor wiring diagram

#### ● 單相馬達 Single-phase motor



#### ● 三相馬達 Three-phase motor

#### 三相電源 Three-phase power



## 感應式馬達機種一覽表 List of induction motor models

型號 Model		輸出功率 (W) Output power	電壓 (V) Voltage	極數 (P) Poles	頻率 (Hz) Frequency	起動轉矩 (Kgcm) Starting Torque	額定轉矩 (Kgcm) Rated torque	額定電流 (A) Rated current	額定轉速 (r/min) Rated rpm	電容器容量 ( $\mu f$ ) Capacitor capacity
圓軸 Round shaft	齒軸 Gear									
CM06IA06SA	CM06IG06SA	6	1Ø110	4	50	0.44	0.50	0.25	1300	2.5(250V)
					60	0.45	0.38	0.22	1630	
CM06IA06SB	CM06IG06SB	6	1Ø220	4	50	0.40	0.45	0.14	1300	0.7(450V)
					60	0.53	0.38	0.12	1360	
CM07IA15SA	CM07IG15SA	15	1Ø110	4	50	0.81	1.22	0.38	1300	5(250V)
					60	1.00	0.98	0.34	1600	
CM07IA15SB	CM07IG15SB	15	1Ø220	4	50	0.88	1.22	0.20	1200	1.2(450V)
					60	0.86	0.97	0.18	1600	
CM08IA25SA	CM08IG25SA	25	1Ø110	4	50	1.30	1.87	0.43	1300	6(250V)
					60	1.20	1.48	0.45	1600	
CM08IA25SB	CM08IG25SB	25	1Ø220	4	50	1.45	1.82	0.21	1330	1.5(450V)
					60	1.57	1.50	0.20	1640	
CM08IA25TB	CM08IG25TB	25	3Ø220	4	50	5.94	2.06	0.23	1300	--
					60	4.86	1.63	0.21	1600	
CM08IA25TC	CM08IG25TC	25	3Ø380	4	50	5.90	1.75	0.15	1300	--
					60	4.86	1.46	0.13	1550	
CM09IA40SA	CM09IG40SA	40	1Ø110	4	50	2.26	3.00	0.83	1350	10(250V)
					60	2.17	2.50	0.70	1650	
CM09IA40SB	CM09IG40SB	40	1Ø220	4	50	2.17	3.40	0.46	1350	2.5(450V)
					60	2.15	2.84	0.37	1650	
CM09IA40TB	CM09IG40TB	40	3Ø220	4	50	10.4	3.17	0.31	1400	--
					60	7.90	2.80	0.26	1650	
CM09IA40TC	CM09IG40TC	40	3Ø380	4	50	8.14	3.00	0.15	1350	--
					60	6.17	3.00	0.13	1600	
CM09IA60SAF	CM09IG60SAF	60	1Ø110	4	50	3.90	4.86	1.58	1350	16(250V)
					60	3.80	4.00	1.10	1650	
CM09IA60SBF	CM09IG60SBF	60	1Ø220	4	50	3.35	4.37	0.58	1350	4(450V)
					60	3.10	4.30	0.58	1600	
CM09IA60TBF	CM09IG60TBF	60	3Ø220	4	50	17.4	4.90	0.60	1350	--
					60	13.9	4.00	0.45	1600	
CM09IA60TCF	CM09IG60TCF	60	3Ø380	4	50	13.0	4.85	0.25	1325	--
					60	9.74	3.88	0.21	1600	
CM09IA90SAF	CM09IG90SAF	90	1Ø110	4	50	6.00	6.35	1.58	1375	20(250V)
					60	5.20	5.28	1.43	1650	
CM09IA90SBF	CM09IG90SBF	90	1Ø220	4	50	6.00	6.20	0.74	1350	6(450V)
					60	6.00	5.43	0.85	1650	
CM09IA90TBF	CM09IG90TBF	90	3Ø220	4	50	17.4	6.50	0.70	1350	--
					60	17.2	5.30	0.57	1650	
CM09IA90TCF	CM09IG90TCF	90	3Ø380	4	50	17.4	6.20	0.35	1350	--
					60	15.0	5.30	0.30	1600	

如馬達特性變更，恕不另行通知，以馬達銘牌為準

In case of change of motor characteristics, no further notice shall be given. The information shown on the nameplate of motor is taken as standard.

# 微型齒輪減速機系列 GEARMOTOR SERIES



## 可逆式馬達機種一覽表 List of reversible motor models

型號 Model		輸出功率 (W) Output power	電壓 (V) Voltage	極數 (P) Poles	頻率 (Hz) Frequency	起動轉矩 (Kgcm) Starting Torque	額定轉矩 (Kgcm) Rated torque	額定電流 (A) Rated current	額定轉速 (r/min) Rated rpm	電容器容量(μ) Capacitor capacity
軸 Round shaft	齒軸 Gear									
CM06RA06SA	CM06RG06SA	6	1φ110	4	50	0.55	0.51	0.26	1250	3(250V)
	60				0.54	0.42	0.24	1550		
CM06RA06SB	CM06RG06SB	6	1φ220	4	50	0.55	0.46	0.14	1250	0.8(450V)
	60				0.54	0.40	0.13	1550		
CM07RA15SA	CM07RG15SA	15	1φ110	4	50	1.11	1.23	0.40	1250	6(250V)
	60				1.10	1.00	0.43	1550		
CM07RA15SB	CM07RG15SB	15	1φ220	4	50	1.14	1.27	0.20	1250	1.5(450V)
	60				1.15	1.03	0.24	1550		
CM08RA25SA	CM08RG25SA	25	1φ110	4	50	1.50	1.91	0.52	1250	8(250V)
	60				1.50	1.55	0.59	1550		
CM08RA25SB	CM08RG25SB	25	1φ220	4	50	2.05	1.90	0.24	1250	2(450V)
	60				2.09	1.54	0.26	1550		
CM09RA40SA	CM09RG40SA	40	1φ110	4	50	2.54	3.25	0.82	1250	12(250V)
	60				2.73	2.56	1.00	1550		
CM09RA40SB	CM09RG40SB	40	1φ220	4	50	2.91	3.11	0.39	1250	3.5(450V)
	60				2.80	2.49	0.46	1550		
CM09RA60SAF	CM09RG60SAF	60	1φ110	4	50	3.90	4.77	1.45	1250	20(250V)
	60				3.85	3.70	1.35	1550		
CM09RA60SBF	CM09RG60SBF	60	1φ220	4	50	4.92	4.61	0.70	1250	4(450V)
	60				4.86	3.71	0.65	1550		
CM09RA90SAF	CM09RG90SAF	90	1φ110	4	50	6.35	6.60	2.05	1250	30(250V)
	60				5.90	5.24	1.90	1550		
CM09RA90SBF	CM09RG90SBF	90	1φ220	4	50	6.20	6.84	1.05	1290	7.5(450V)
	60				6.00	5.70	1.00	1550		

如馬達特性變更，恕不另行通知，以馬達銘牌為準

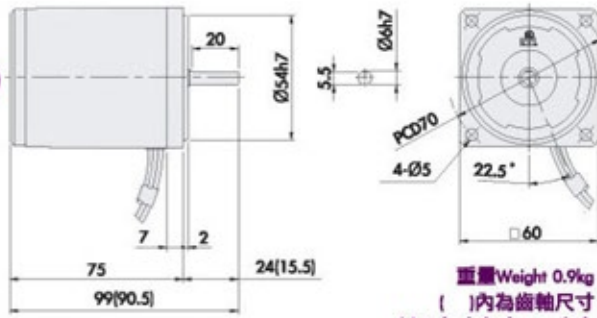
In case of change of motor characteristics, no further notice shall be given. The information shown on the nameplate of motor is taken as standard.

感應.可逆式外觀尺寸圖 Outline drawing of induction/reversible models

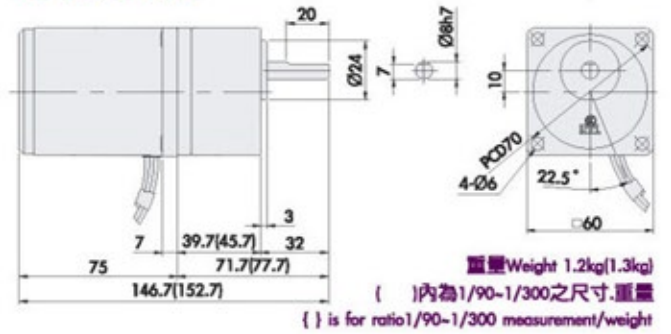
Unit 單位 : mm

CM06□

6w

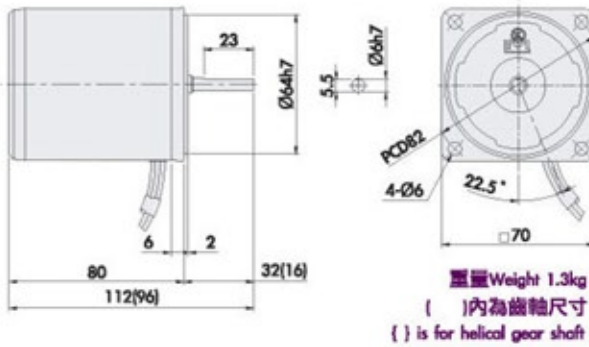


CM06□/CG06□S8

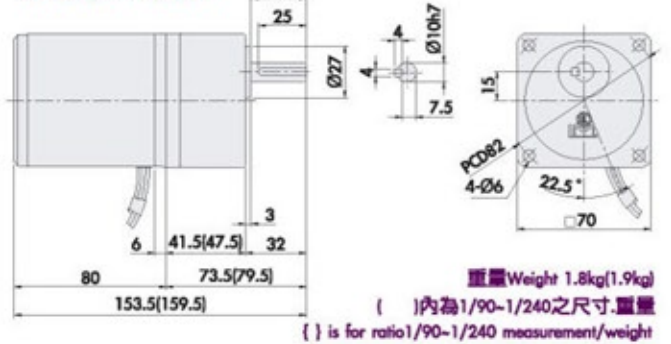


CM07□

15w

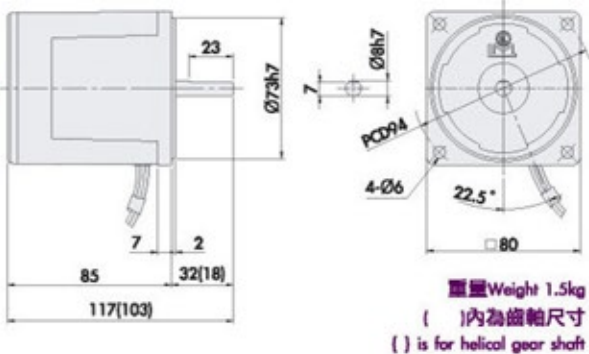


CM07□/CG07□S10

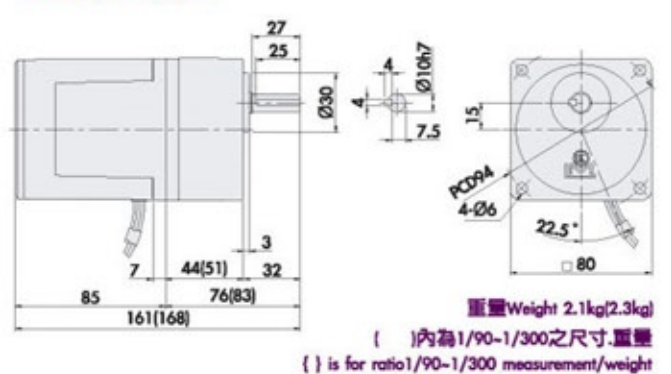


CM08□

25w

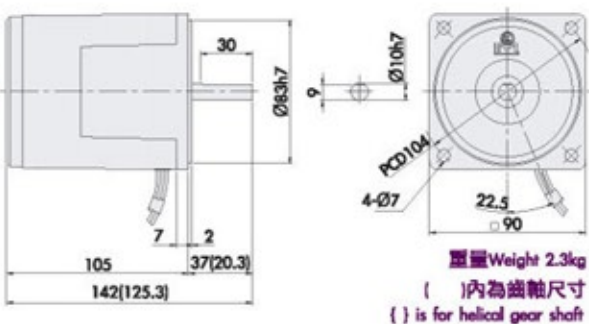


CM08□/CG08□S10

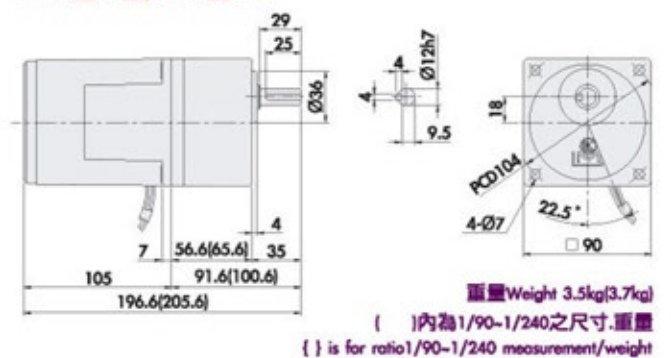


CM09□40□

40w



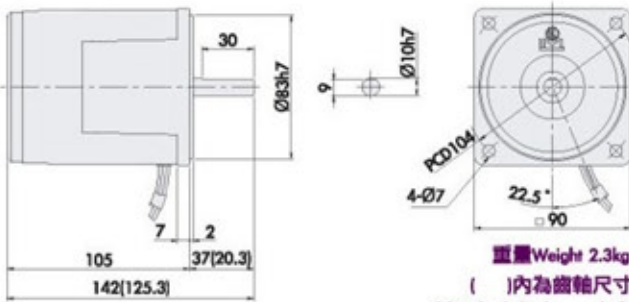
CM09□40□/CG09□S12



# 微型齒輪減速機系列 GEARMOTOR SERIES

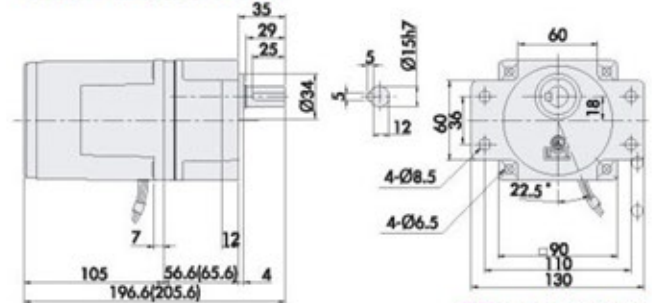
CM09□40□

40w



重量Weight 2.3kg  
( )內為齒軸尺寸  
( ) is for helical gear shaft

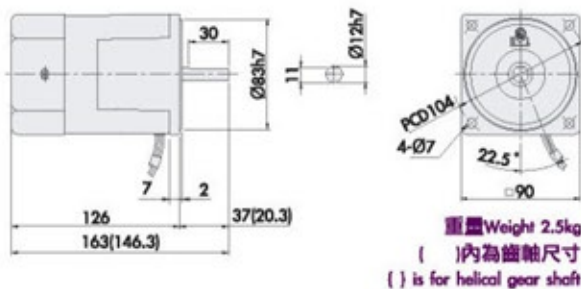
CM09□40□/CGU09□S15



重量Weight 3.4kg(3.6kg)  
( )內為1/90-1/240之尺寸.重量  
( ) is for ratio1/90-1/240 measurement/weight

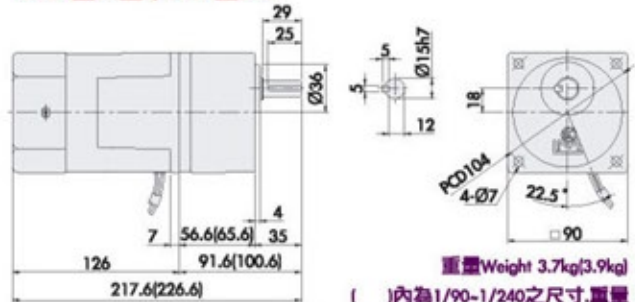
CM09□60□F

60w



重量Weight 2.5kg  
( )內為齒軸尺寸  
( ) is for helical gear shaft

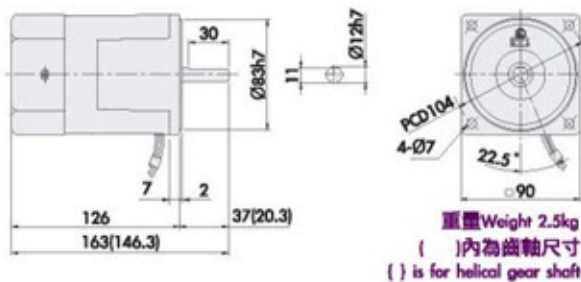
CM09□60□F/CG09□S15



重量Weight 3.7kg(3.9kg)  
( )內為1/90-1/240之尺寸.重量  
( ) is for ratio1/90-1/240 measurement/weight

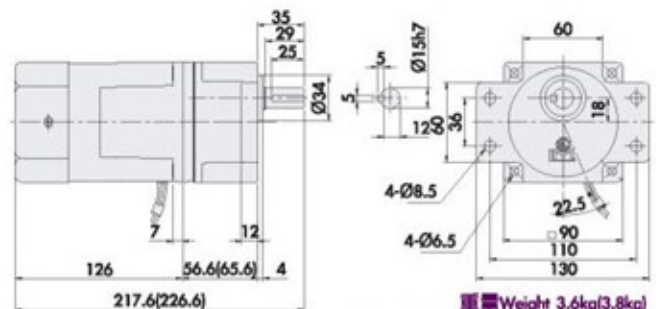
CM09□60□F

60w



重量Weight 2.5kg  
( )內為齒軸尺寸  
( ) is for helical gear shaft

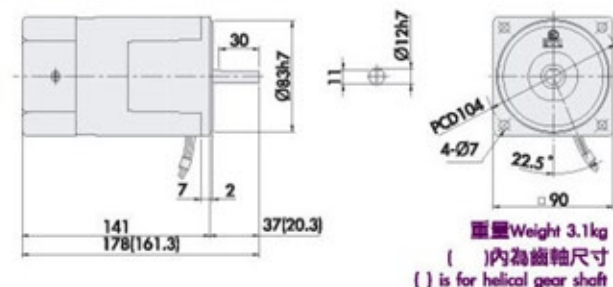
CM09□60□F/CGU09□S15



重量Weight 3.6kg(3.8kg)  
( )內為1/90-1/240之尺寸.重量  
( ) is for ratio1/90-1/240 measurement/weight

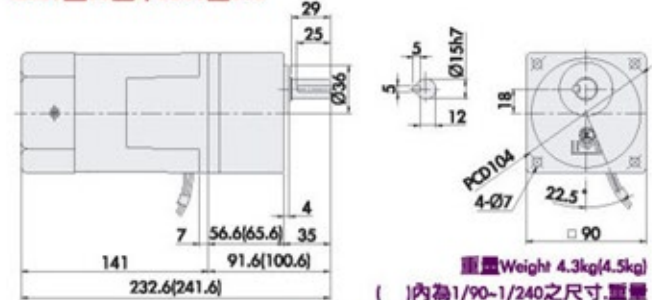
CM09□90□F

90w



重量Weight 3.1kg  
( )內為齒軸尺寸  
( ) is for helical gear shaft

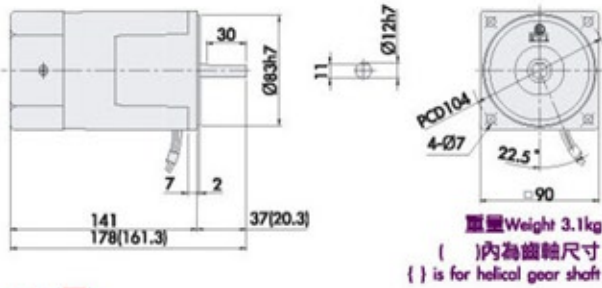
CM09□90□F/CG09□S15



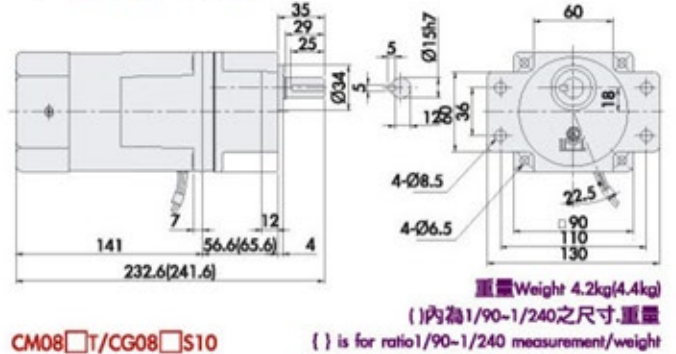
重量Weight 4.3kg(4.5kg)  
( )內為1/90-1/240之尺寸.重量  
( ) is for ratio1/90-1/240 measurement/weight

CM09□90□F

90w



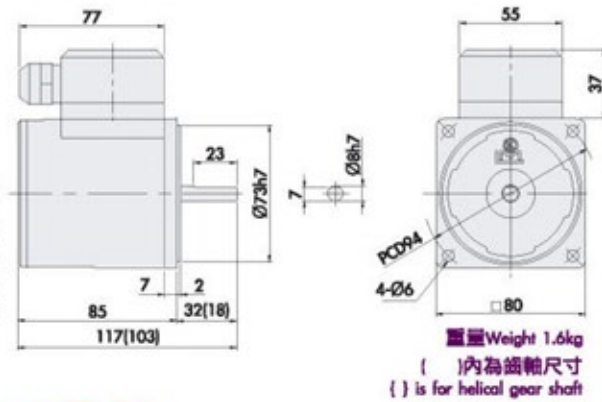
CM09□90□F/CGU09□S15



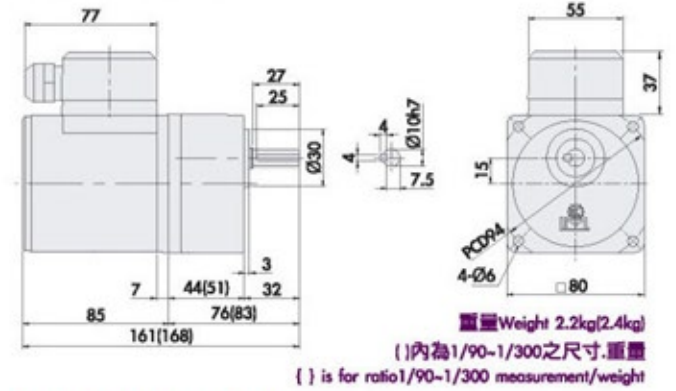
CM08□T

25w

附端子盒  
with terminal box



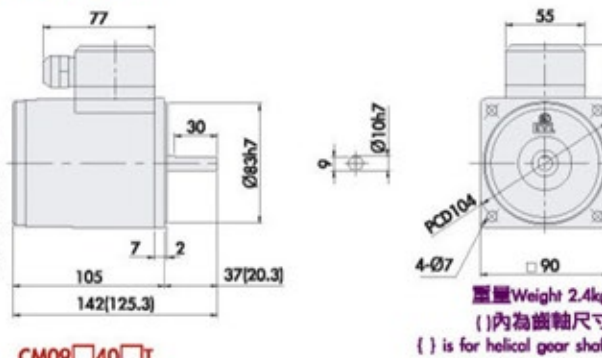
CM08□T/CG08□S10



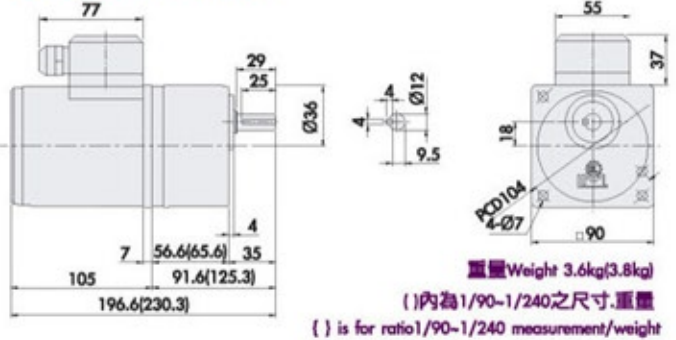
CM09□40□T

40w

附端子盒  
with terminal box



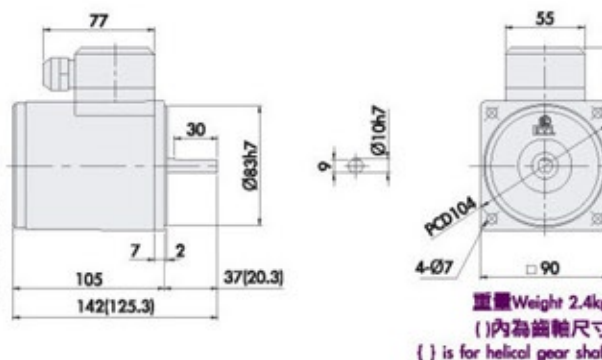
CM09□40□T/CG09□S12



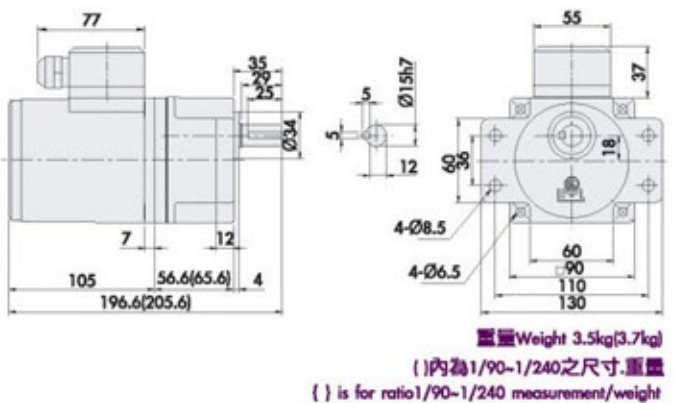
CM09□40□T

40w

附端子盒  
with terminal box



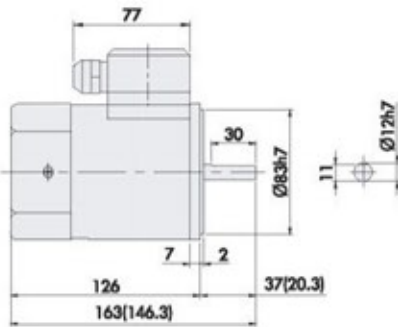
CM09□40□T/CGU09□S15



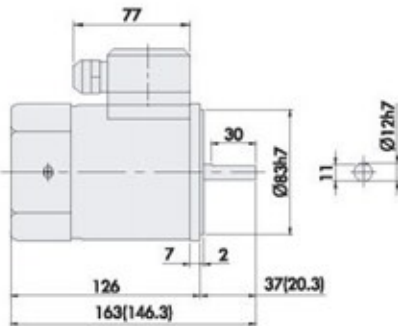
# 微型齒輪減速機系列 GEARMOTOR SERIES

60w  
齒輪型  
with terminal box

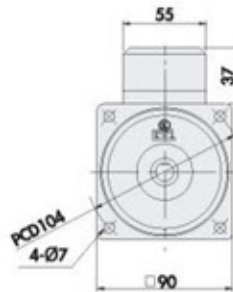
CM09□60□FT



CM09□60□FT



60w  
齒輪型  
with terminal box

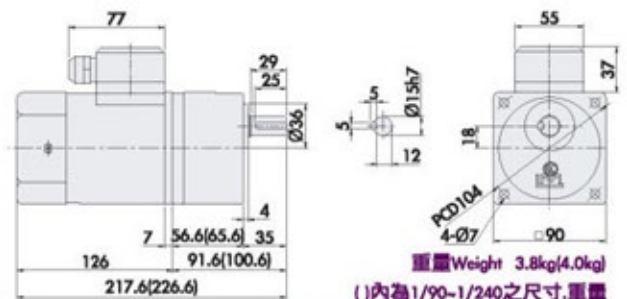


重量Weight 2.6kg

( )內為齒軸尺寸

( ) is for helical gear shaft

CM09□60□FT/CG09□S15

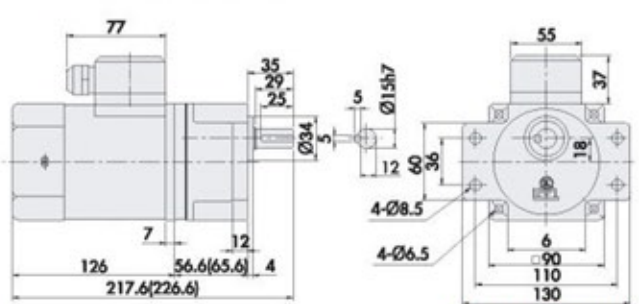


重量Weight 3.8kg(4.0kg)

( )內為1/90-1/240之尺寸.重量

( ) is for ratio 1/90-1/240 measurement/weight

CM09□60□FT/CGU09□S15



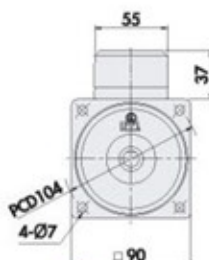
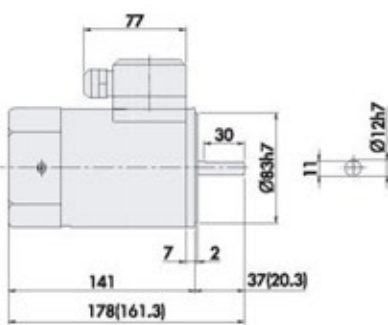
重量Weight 3.7kg(3.9kg)

( )內為1/90-1/240之尺寸.重量

( ) is for ratio 1/90-1/240 measurement/weight

90w  
齒輪型  
with terminal box

CM09□90□FT

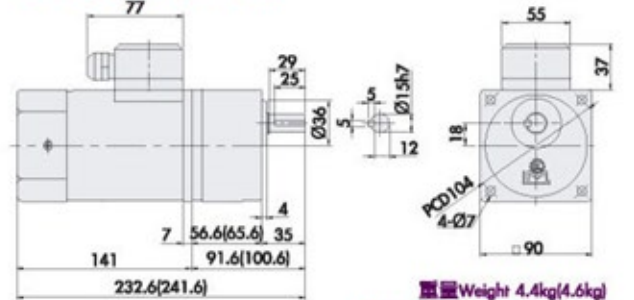


重量Weight 3.2kg

( )內為齒軸尺寸

( ) is for helical gear shaft

CM09□90□FT/CG09□S15



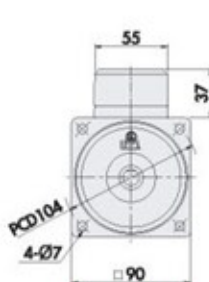
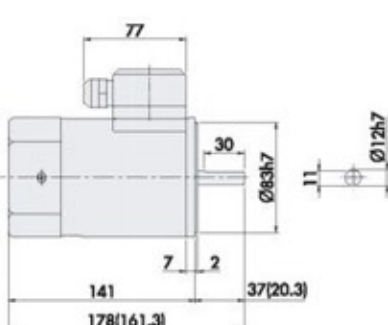
重量Weight 4.4kg(4.6kg)

( )內為1/90-1/240之尺寸.重量

( ) is for ratio 1/90-1/240 measurement/weight

90w  
齒輪型  
with terminal box

CM09□90□FT

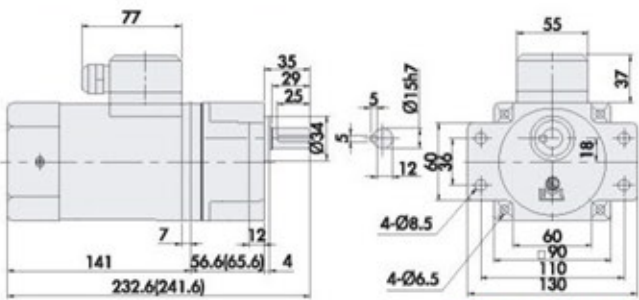


重量Weight 3.2kg

( )內為齒軸尺寸

( ) is for helical gear shaft

CM09□90□FT/CGU09□S15



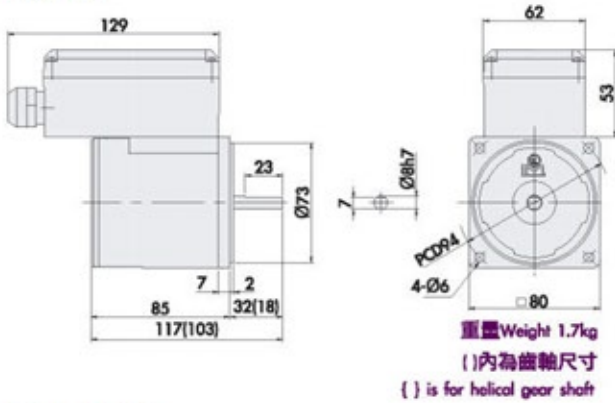
重量Weight 4.3kg(4.5kg)

( )內為1/90-1/240之尺寸.重量

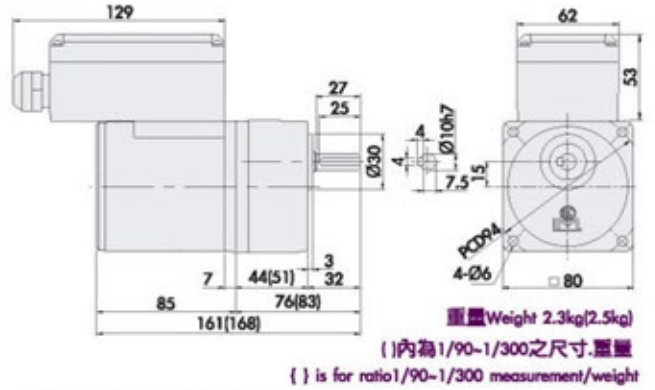
( ) is for ratio 1/90-1/240 measurement/weight

25w  
附大端子盒  
with big terminal box

CM08□T1

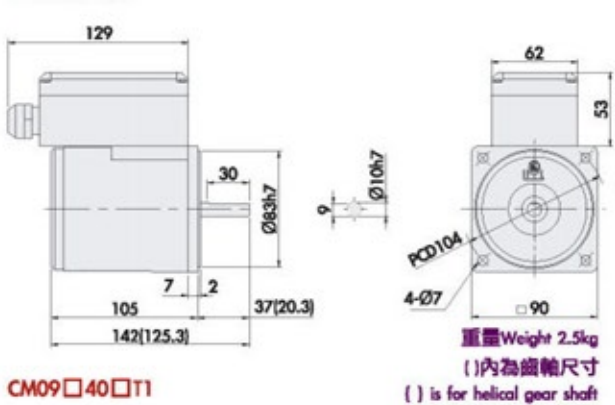


CM08□T1/CG08□S10

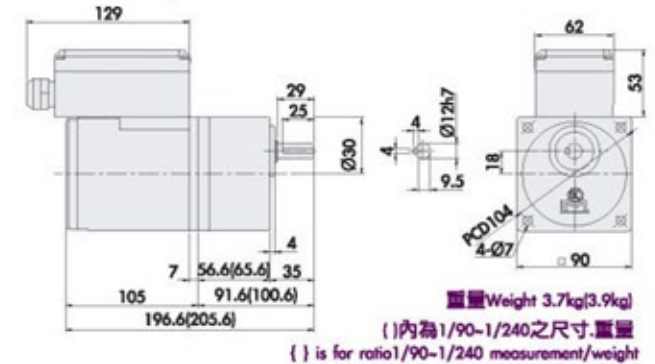


40w  
附大端子盒  
with big terminal box

CM09□40□T1

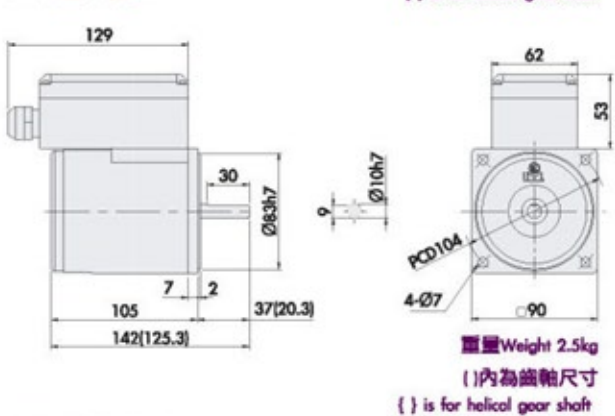


CM09□40□T1/CG09□S12

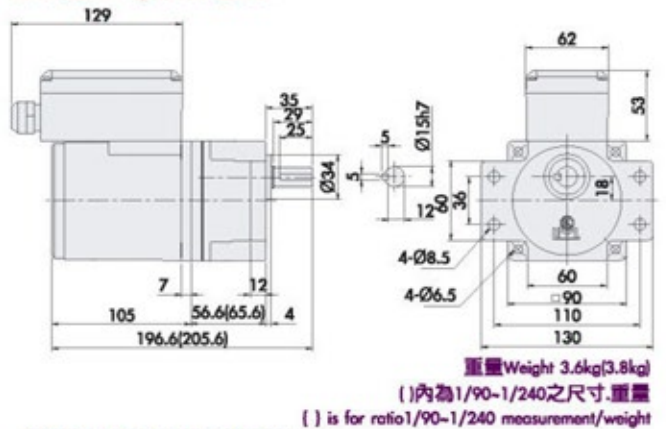


40w  
附大端子盒  
with big terminal box

CM09□40□T1

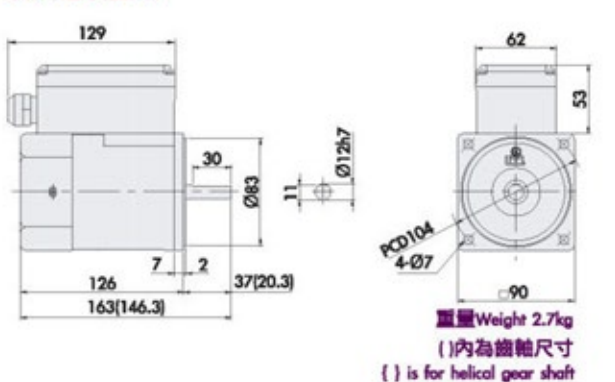


CM09□40 T1/CGU09□S15

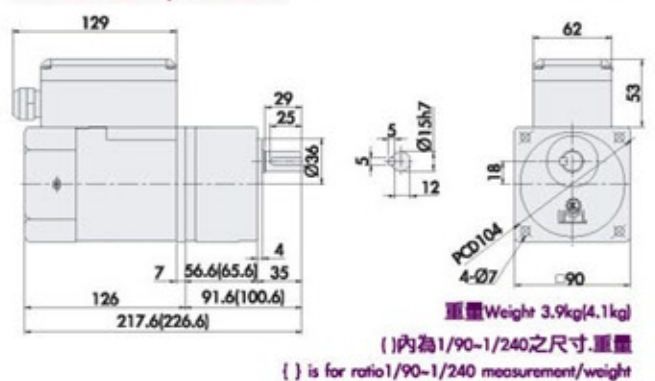


60w  
附大端子盒  
with big terminal box

CM09□60□FT1



CM09□60□FT1/CG09□S15

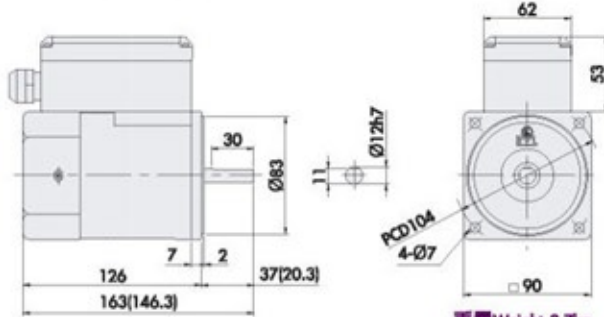




# 微型齒輪減速機系列 GEARMOTOR SERIES

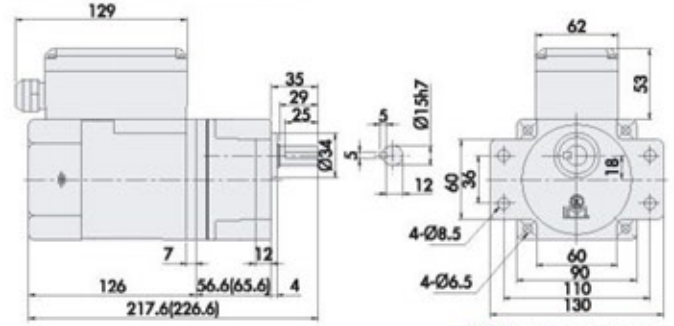
60w  
附大端子盒  
with big terminal box

CM09□60□FT1



重量Weight 2.7kg  
( )內為齒軸尺寸  
( ) is for helical gear shaft

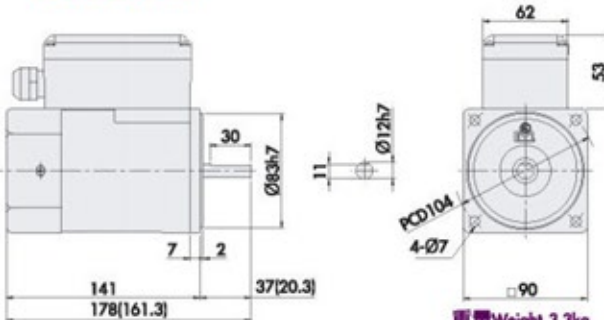
CM09□60□FT1/CGU09□S15



重量Weight 3.8kg(4.0kg)  
( )內為1/90-1/240之尺寸.重量  
( ) is for ratio 1/90-1/240 measurement/weight

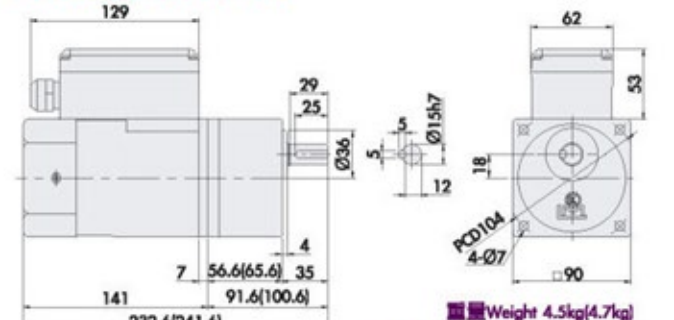
90w  
附大端子盒  
with big terminal box

CM09□90□FT1



重量Weight 3.3kg  
( )內為齒軸尺寸  
( ) is for helical gear shaft

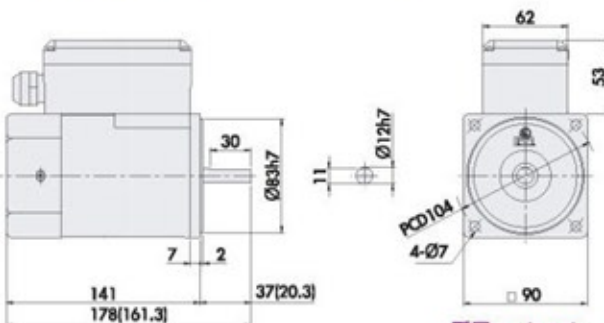
CM09□90□FT1/CG09□S15



重量Weight 4.5kg(4.7kg)  
( )內為1/90-1/240之尺寸.重量  
( ) is for ratio 1/90-1/240 measurement/weight

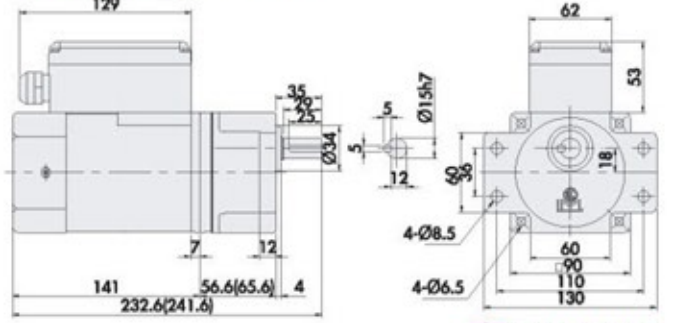
90w  
附大端子盒  
with big terminal box

CM09□90□FT1



重量Weight 3.3kg  
( )內為齒軸尺寸  
( ) is for helical gear shaft

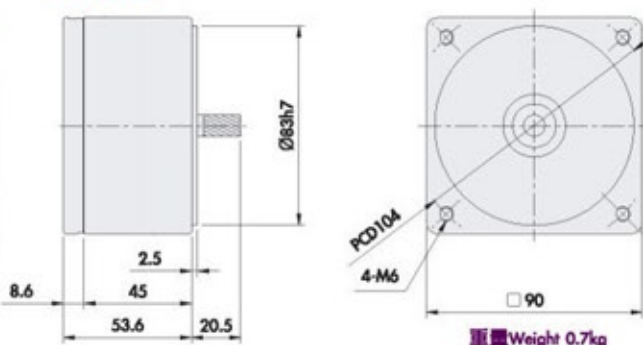
CM09□90□FT1/CGU09□S15



重量Weight 4.4kg(4.6kg)  
( )內為1/90-1/240之尺寸.重量  
( ) is for ratio 1/90-1/240 measurement/weight

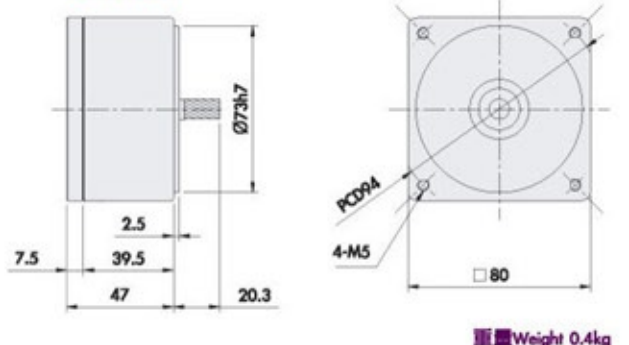
中間級減速機 1/10  
Medium Reducer

CG09B10X



重量Weight 0.7kg

CG08B10X



重量Weight 0.4kg