

微型齒輪減速機系列 GEARMOTOR SERIES

速度控制器 Speed controller



組合型 Combined style speed controller

SCU 型號 Model	SA 電壓 Voltage	90W 功率識別 Power identification
	SA:1Ø100V/120V SB:1Ø200V/240V	6W:6W 15W:15W 25W:25W 40W:40W 60W:60W 90W:90W

註：SCUN為速度顯示組合型控制器
Note: SCUN is the combined style speed display controller

分離型 Separated style speed controller

SCS 型號 Model	SA 電壓 Voltage	EB 其他附件 Other accessories
	SA:1Ø100V/120V SB:1Ø200V/240V	EB:電子式煞車(11PIN腳) Electronic brake (11PIN) V:VR內建型 Built-in type

SCU 組合型控制器 SCU Assembly type controller

● 使用方法

連接馬達與控制器的接頭，於控制器AC兩端接上AC電源(請確認電源是否正確)，控制器開關若切到STAND-BY的位置時LED為紅色，此時馬達為停止狀態；開關若切到RUN的位置時LED為綠色，此時馬達為運轉狀態，調整控制器上的旋鈕即可控制馬達轉速快慢。註:SCUN 速度顯示組合型控制器使用方法與標準組合型控制器相同

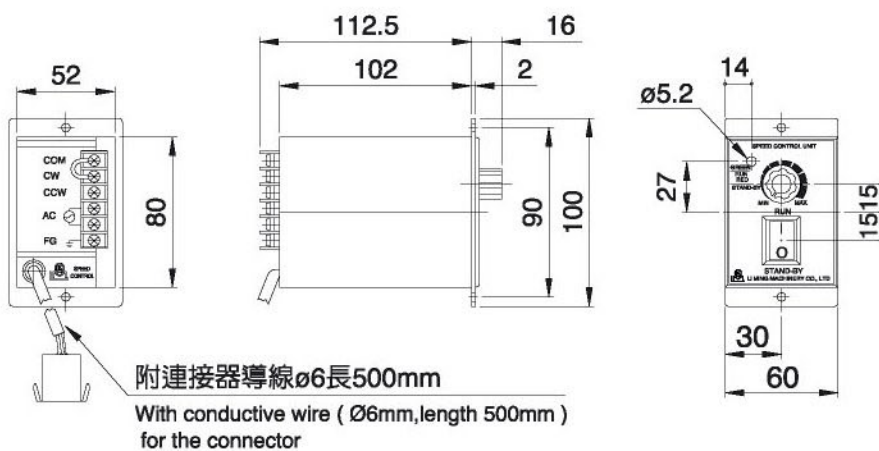
● How to use

Connect motor and controller and supply AC power at power at AC two ends of controller AC power.(please check on correct power source). When control switch is turned to STAND-BY position, LED is red.

Then the motor is stopped. When the switch is turned to RUN position, LED is green.

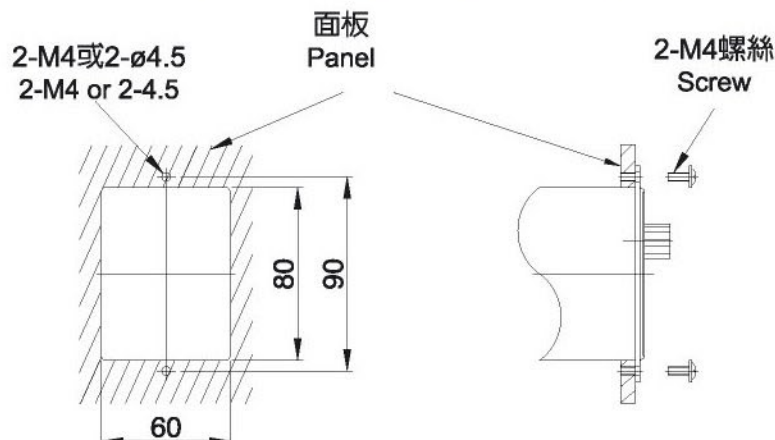
Then the motor is operating. Adjust the knob on the control to control the speed of the motor. Note: Operation of SCUN speed display controller is the same as standard assembly type control.

■ 調速器外觀尺寸圖 Drawing of the speed controller



■ 調速器面板安裝加工圖

Installation and processing diagram of speed control panel



微型齒輪減速機系列 GEARMOTOR SERIES

SCS 分離型控制器 SCS Separated style controller

● 使用方法

分離型控制器一般是使用於配電盤內控制。控制器本體會有標示配線圖，於馬達與控制器腳座之間依配線圖配線完成後將控制器本體插入腳座，準備就緒後起動開關，調整旋鈕即可控制馬達轉速快慢。

註：分離型控制器依功能區分會有8腳與11腳兩種控制器其安裝尺寸如下圖。

● How to use

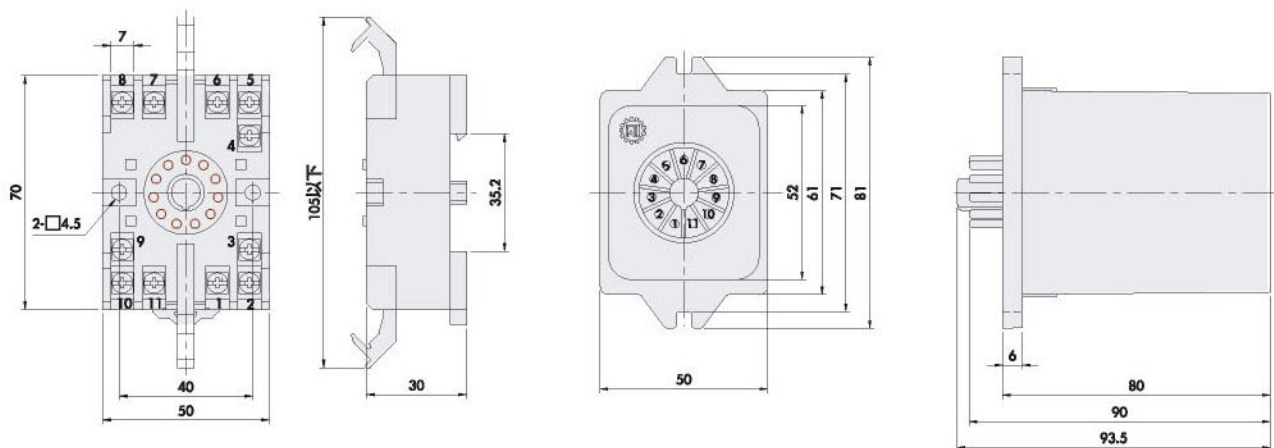
Separated type controller is generally used for control in an electric panel. The controller itself has marking of wiring diagram. After completion of wiring between motor base and control base, insert the controller main set into the base. When everything is ready, base please switch on the controller. Rotate the knob to control the speed of the motor.

Note: According to the performance, separated style controller come with 8 pins and 11 pins. Installation of the two types of controls is shown below.

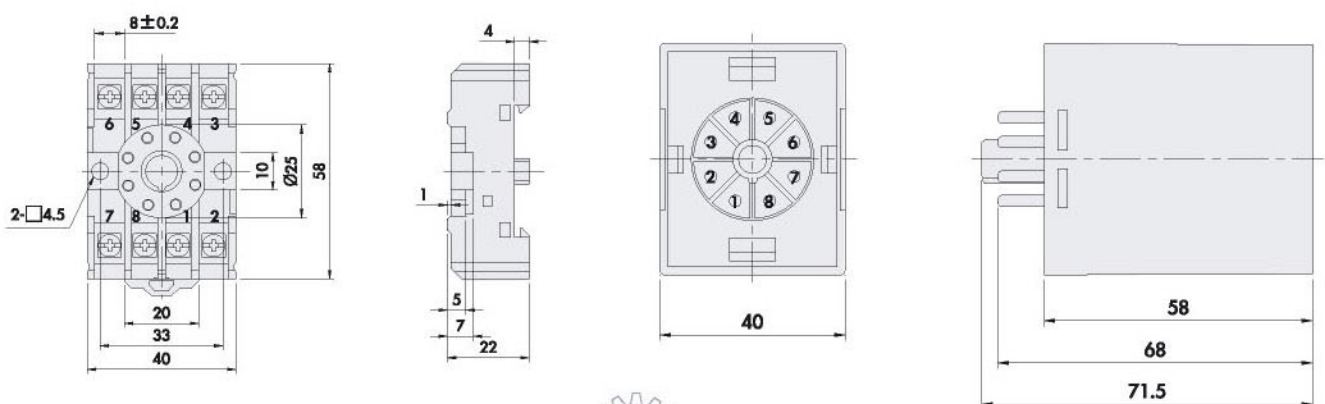
11腳.8腳分離控制器外觀尺寸圖；

11 pins Exterior view of 8-pin separated style controller

● 11腳 11 pins

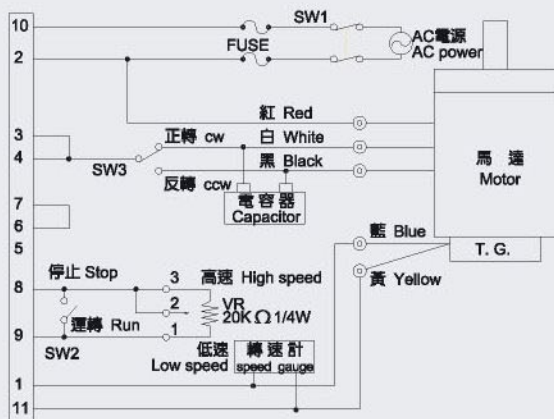


● 8腳 8 pins



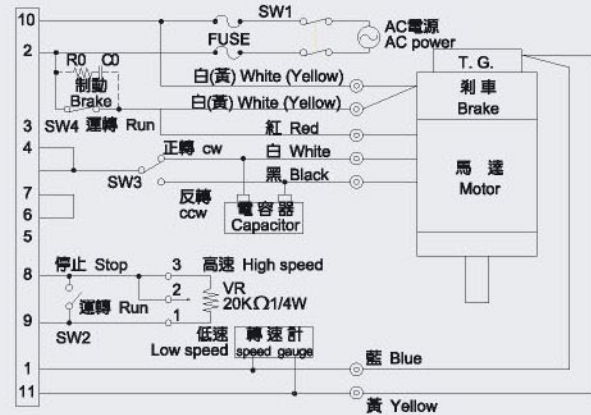
SCS-SAEB SCS-SBEB 外部配線圖
 SCS-SAEB SCS-SBEB wiring diagram

● 正逆轉 CW /CCW



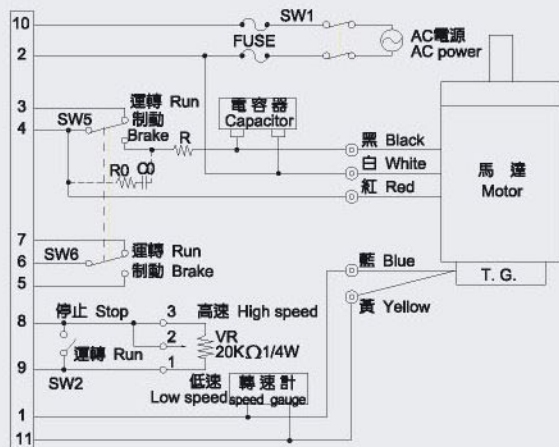
● 正逆轉附電磁剎車

CW /CCW rotation with electronic magnetic brake



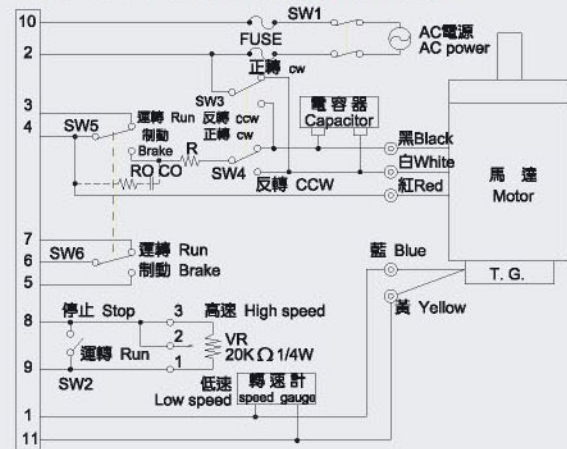
RoCo 為吸收突波用的CR迴路
 CR circuit to absorb surges

● 單一方向運轉附電子式剎車
 One-way rotation with electronic brake



RoCo 為吸收突波用的CR迴路
 CR circuit to absorb surges

● 正逆轉附電子式剎車
 CW /CCW with electronic brake



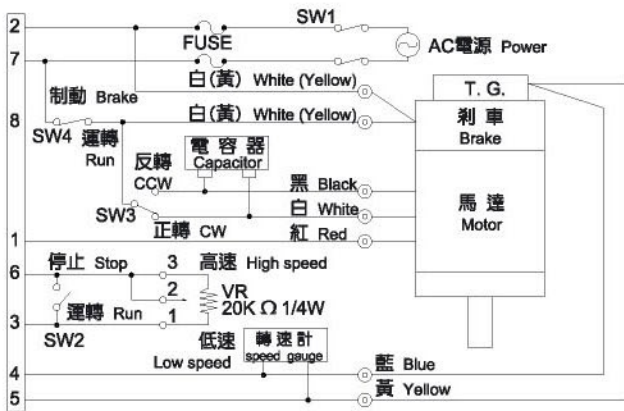
RoCo 為吸收突波用的CR迴路
 CR circuit to absorb surges

微型齒輪減速機系列 GEARMOTOR SERIES

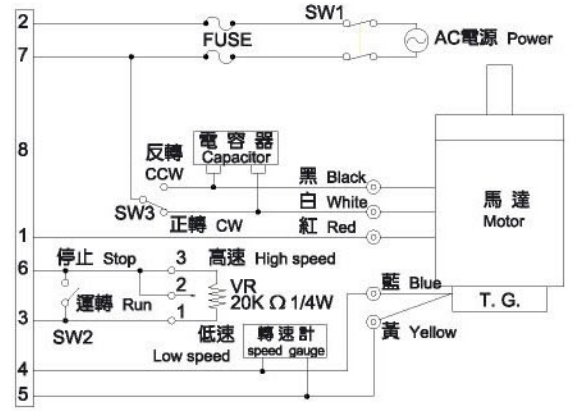
SCS-SA SCS-SB 外部配線圖

SCS-SA SCS-SB exterior wiring diagram

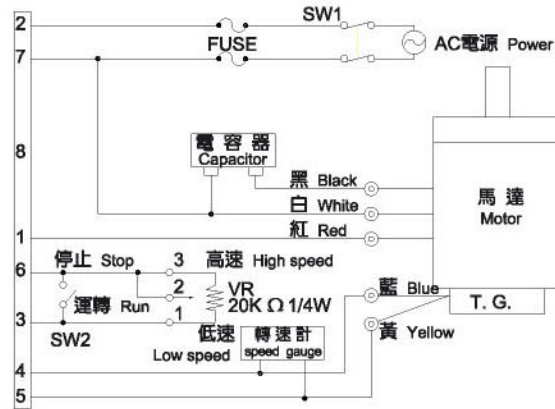
正逆轉附電磁剎車 CW /CCW rotation with electromagnetic brake



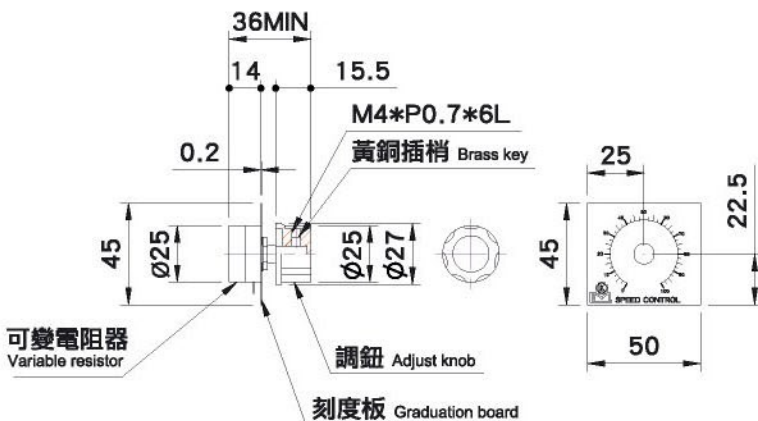
正逆轉 CW /CCW Rotation



單一方向運轉 One-way operation



可變電阻外觀圖 Drawing of variable resistor



接線規格 Wiring specification

